




QS/QS-A/-ASS Loadcell

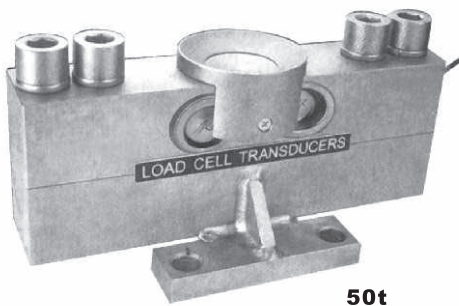
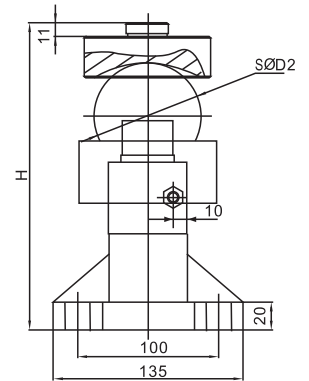
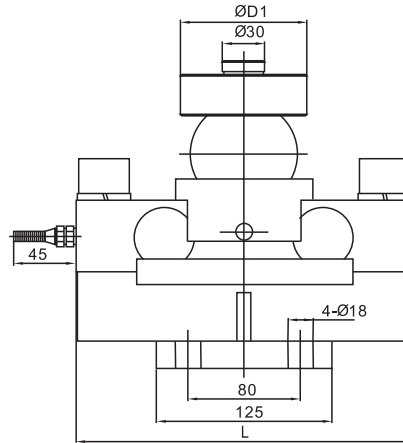
QS/QS-A/-ASS



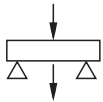
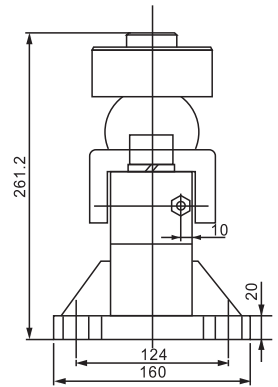
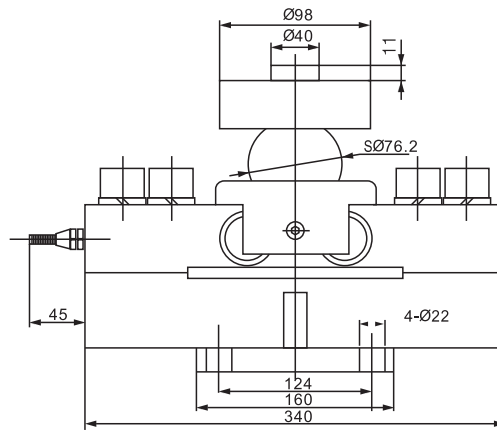
5~40t



Rated Load (t)	5	10,15,20,25,30	40
D1	68	85~88	88
D2	50.8	76.2	76.2
H	168.8	224.7	230.7
L	224	240	240



50t



Truck scale, railway scale, blending scale and special scale

TECHNICAL PARAMETER | OAP version 4Wires:Exc+(Blue);Exc-(Black);Sig+(White);Sig-(Red)

Rated capacities(Emax)	5, 10, 15, 20, 25, 30, 40, 50t	Temperature range, compensated	-10°C~+40°C
Sensitivity	2.0±0.002mV/V	Temperature range, operating	-30~+70°C
Accuracy class	C1~C5	Maximum safe overload	150,120(40~50t)%F.S
		Ultimate overload	300,200(40~50t)%F.S
Zero balance	±1%F.S	Excitation, recommended	10~12V DC
TC ZERO	±0.02%F.S/10°C	Excitation, maximum	15V DC
TC SPAN	±0.02%F.S/10°C	Protection class	IP67(5t), IP68(10~50t)
Input resistance	750±10Ω	Construction	Alloy Steel Stainless Steel
Output resistance	702±3Ω, 703±5Ω (L≥15m)	Cable Length=L:5.2m(5t), 8m(10t), 10m(15t), 10/12m(20t);	
Insulation resistance	≥5000MΩ	12/15m(25t), 12/16m(30t), 16m(40~50t) Diameter: φ 6mm	